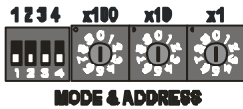


LL_HBDW_D21_24/25/36 DMX personality

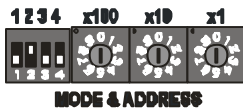


standard mode setup : 1 channel mode, 8bit, 1,5s fading,
at absent DMX signal auto program go for 50% ON light output.
100x, 10x, 1x rotating DIP switch select start DMX address 001 - 512

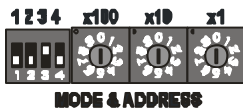
4 DIP switch setup - Mode setup



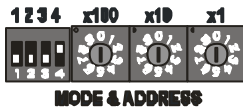
DIP1 ON 3 channels mode 8bit with **DIP2 OFF** and additional option with **DIP3 ON** fade function or 6 channels mode 16bit with **DIP2 ON** without fade function.



DIP2 ON 16 bit mode 2 channels HL or with **DIP1 ON** 6 channels mode HLHLHL. For 16bit mode is not available fade function.

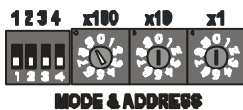


DIP3 ON fade channel add over last one channels from control channels, setup 0-25% no fade, 25-50% 1,5s, 50-75% 3s, 75-100% 5s



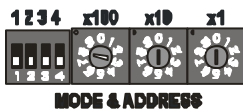
DIP4 ON at absent DMX signal auto program go for 100% ON light output

Rotating DIP switch setup for AUTO RUN MODES

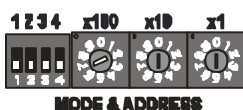


x100=9 Manual 16bit control mode – **x10 High** channel, **x1 Low** channel.
example

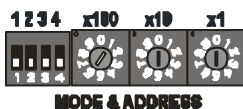
x10=0 and **x1=1** minimum light output (LO) or **x10 9** and **x1 9** maximum LO



x100=8 Autorun ON /OFF 4s ON or OFF and 3s fade



x100=7 Autorun DEMO program / exhibition DEMO 111, 000, 001, 010, 100, 000, 111, 000, 001, 010, 100, 000, ...



Autorun 3 channels mode 2s ON and 1s fade 100, 010, 001, 100, 010,